


GOVERNMENT DEBT STATISTICS

For the month of Chaitra 2081 (Mid-April, 2025)



GOVERNMENT OF NEPAL
MINISTRY OF FINANCE
PUBLIC DEBT MANAGEMENT OFFICE

Tripureshwor, Kathmandu, Nepal
Phone No: +977- 01-4538358, 4538359
Email: info@pdmo.gov.np

GOVERNMENT DEBT STATISTICS
For the month of Chaitra 2081 (Mid-April, 2025)

CONTENTS

Table	Particular
Table 1	Debt Liability of the Government of Nepal
Table 2	Domestic Debt Liability of the Government of Nepal
Table 3	Debt Service Status
Table 4	Domestic Debt Service Status
Table 5	External Debt Composition by Creditor
Table 6	External Debt Composition by Currency
Table 7	Interest/Discount Amount Paid for Different Securities in FY 2080/81
Table 8	Debt Mobilization Target & Mobilize
Table 9	Repayment of Principal Amount of Government Securities in FY 2080/81
Table 10	Government Securities New Issued in FY 2080/81
Table 11	Ownership Structure of Government Securitie
Table 12	Ownership of Treasury Bills (28, 91, 182 & 364 Days)
Table 13	Ownership Structure of Development Bonds
Table 14	Ownership Structure of Citizen Saving Bonds
Table 15	Ownership Structure of Foreign Employment Saving Bonds
Table 16	Repayment Schedule of Government Securities

Table 1
Debt Liability of the Government of Nepal
 For the month of Chaitra 2081 (Mid-April, 2025)

(Amount in NPR Crore)

S.N.	Particulars	Opening Balance (Sharwan 1, 2081)	Transaction(As on Chaitra end)		Exchange Gain/ Loss	Outstanding Balance Upto Current Month	Composition of Debt (in %)	Public Debt to GDP
			Disbursement /New Issued	Repayment				
A.	External Debt	125,319.79	7,495.78	3,293.11	(7,009.88)	136,532.34	51.19	23.93
B	Domestic Debt	118,090.18	29,114.07	17,009.79		130,194.46	48.81	22.82
Total Debt		243,409.98	36,609.85	20,302.90	(7,009.88)	266,726.81	100.00	46.75

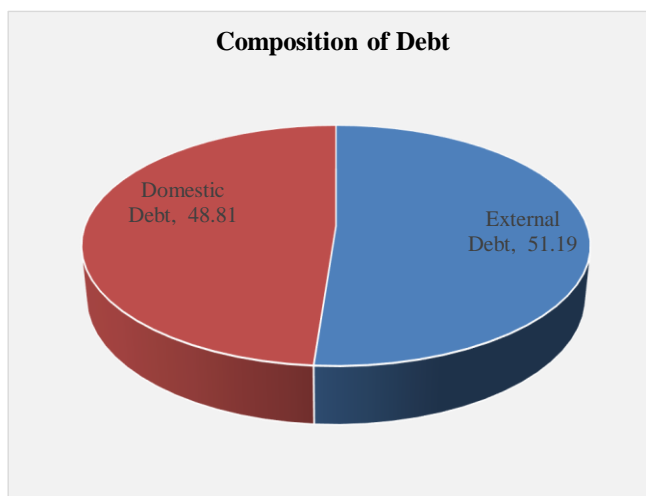


Table 2
Domestic Debt Liability of the Government of Nepal
 For the month of Chaitra 2081 (Mid-April, 2025)

(Amount in NPR Crore)

S.N.	Bonds	Opening Balance (Sharwan 1, 2081)	Transaction(As on Chaitra end)		Outstanding Balance Upto Current Month (Rs. in Crore)	Share (in %)
			New Issued	Repayment		
1	Treasury Bills	40,369.23	8,000.00	12,395.37	35,973.86	27.63
2	Development Bonds	76,194.70	20,710.00	4,614.00	92,290.70	70.89
3	Citizen Savings Bonds	1,112.01	390.02	-	1,502.02	1.15
4	Foreign Employment Saving Bonds	22.70	14.06	0.42	36.34	0.03
5	IMF Bond	391.54	-	-	391.54	0.30
Total		118,090.18	29,114.07	17,009.79	130,194.46	100.00

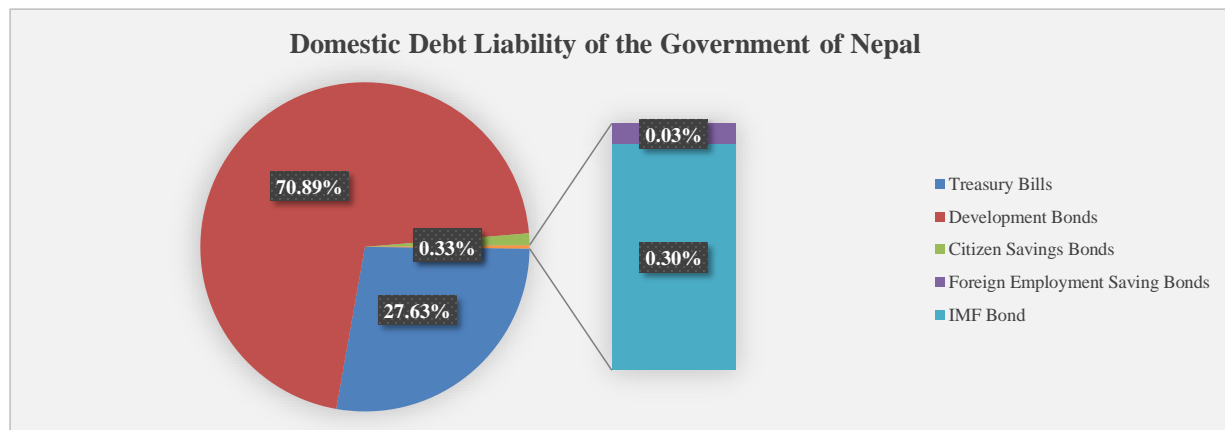


Table 3
Debt Service Status
For the month of Chaitra 2081 (Mid-April, 2025)

(Amount in NPR Crore)

S.N.	Particulars	Annual Budget	Expenditure Upto Month	Budget Balance	Expenditure Percent	Debt Service to GDP
1	External Debt	6,589.82	3,954.70	2,635.12	60.01	0.69
A	Principle Repayment	5,394.66	3,293.11	2,101.55	61.04	0.58
B	Interest Repayment (Including Grace Period & Commitment Charges)	1,195.16	661.59	533.57	55.36	0.12
2	Domestic Debt	33,695.44	21,293.97	12,401.47	63.20	3.73
A	Principle Repayment	24,578.00	17,009.79	7,568.21	69.21	2.98
B	Interest Payment	9,117.44	4,284.17	4,833.27	46.99	0.75
Total		40,285.26	25,248.67	15,036.59	62.67	4.43
3	Total Principal Payment	29,972.66	20,302.90	9,669.76	67.74	3.56
4	Total Interest Payment	10,312.60	4,945.76	5,366.84	47.96	0.87

Table 4

Domestic Debt Service Status

For the month of Chaitra 2081 (Mid-April, 2025)

(Amount in NPR Crore)

S.N.	Particulars	Budget	Repayment upto this month	Budget Balance
A	Principle Repayment	24,578.00	17,009.79	7,568.21
	Treasury Bills	14,499.50	12,395.37	2,104.13
	Development Bonds	9,914.00	4,614.00	5,300.00
	CSB & FESB	164.50	0.42	164.08
B	Interest/Discount Repayment	9,117.44	4,284.17	4,833.27
	Treasury Bills	3,810.84	642.15	3,168.69
	Development Bonds	5,143.60	3,558.78	1,584.82
	CSB & FESB	150.00	82.82	67.18
	Commission	13	0.42	12.58
	Total	33,695.44	21,293.97	12,401.47

Table 5
External Debt Composition by Creditor
For the month of Chaitra 2081 (Mid-April, 2025)

(Amount in NPR Crore)

S.N.	Particulars	Currency	Outstanding Balance Upto Current Month(NPR)	In USD	Share (in %)
A.	Bilateral				
1	BELGIUM	EUR	528,327,696.72	3,829,294.03	0.04
2	EBK	KRW	4,857,924,724.96	35,210,007.43	0.36
3	EBLCI	USD	40,175,626,829.91	291,191,033.05	2.94
4	EIBC	CNY	35,445,381,356.13	256,906,438.76	2.60
5	JICA	JPY	59,458,859,229.83	430,954,984.63	4.35
6	KUWAIT	KWD	1,751,342,687.93	12,693,648.53	0.13
7	NBF	EUR	1,091,099,806.38	7,908,239.52	0.08
8	SAUDI	SAR	3,026,717,704.19	21,937,506.01	0.22
	Total Bilateral		146,335,280,036.04	1,060,631,151.96	10.72
B.	Multilateral				
1	ADB	SDR	261,335,669,235.70	1,894,148,505.01	19.14
2	ADB	USD	181,599,597,985.33	1,316,225,251.76	13.30
3	AIIB	USD	1,687,278,591.93	12,229,315.01	0.12
4	NDF	EUR	1,818,553,313.38	13,180,787.95	0.13
5	OFID	USD	6,647,748,694.49	48,182,566.46	0.49
6	IDA	EUR	54,064,950.00	391,860.19	0.00
7	IDA	SDR	664,864,324,247.15	4,818,905,010.13	48.70
8	IDA	USD	4,489,129,765.83	32,536,999.10	0.33
9	IFAD	SDR	10,092,136,869.93	73,147,328.19	0.74
10	IFAD	USD	1,062,612,068.65	7,701,761.75	0.08
11	IMF	SDR	65,731,283,761.00	476,417,219.40	4.81
12	EEC	DKK	4,742,156.61	34,370.93	0.00
13	EEC	EUR	125,108,522.72	906,780.62	0.01
14	EEC	GBP	39,930,504.05	289,414.39	0.00
15	EIB	EUR	6,426,506,041.63	46,579,010.23	0.47
16	EIB	USD	13,009,461,806.74	94,291,960.62	0.95
	Total Multilateral		1,218,988,148,515.12	8,687,277,545.35	89.28
	Total		1,365,323,428,551.16	9,747,908,697.32	100.00

Table 6
External Debt Composition by Currency
For the month of Chaitra 2081 (Mid-April, 2025)

(Amount in NPR Crore)

S.N.	Particulars	Commitment Currency	Outstanding Balance Upto Current Month	Share (in %)
1	CNY	1,875,417,002.97	35,445,381,356.13	2.60
2	DKK	226,032.25	4,742,156.61	0.00
3	EUR	64,090,742.97	10,043,660,330.83	0.74
4	GBP	221,135.87	39,930,504.05	0.00
5	JPY	61,487,961,975.00	59,458,859,229.83	4.35
6	KRW	50,393,410,010.00	4,857,924,724.96	0.36
7	KWD	3,886,690.39	1,751,342,687.93	0.13
8	SAR	82,359,665.42	3,026,717,704.19	0.22
9	SDR	5,371,002,805.58	1,002,023,414,113.77	73.39
10	USD	1,802,358,887.75	248,671,455,742.87	18.21
Total			1,365,323,428,551.16	100.00

Table 7

**Interest/Discount Amount Paid for Different Securities in
For the month of Chaitra 2081 (Mid-April, 2025)**

(Amount in NPR Crore)

Months	Development Bonds	Citizen/Foreign Employment Saving Bonds	Treasury Bills	Commision	Total Received Amount
Shrawan	289.60	0.01	70.65	0.28	360.54
Bhadra	295.31	9.08	37.99	-	342.38
Ashwin	427.68	17.51	37.63		482.83
Kartik	615.62	-	98.11		713.72
Mangsir	288.57	0.94	53.78		343.29
Poush	440.98	28.68	82.75	0.14	552.54
Magh	470.30	0.01	79.50		549.805
Fagun	281.71	9.08	61.60		352.39
Chaitra	449.03	17.51	120.14		586.68
Baisakh					-
Jestha					-
Asadh					-
Total	3,558.78	82.82	642.15	0.42	4,284.17

Table- 8

Public Debt Management Office

Debt Mobilization Target & Mobilize

For the month of Chaitra 2081 (Mid-April, 2025)**(Amount in NPR Crore)**

S.N.	Debt	Annula Target(FY 2081/82)	Mobilize till this period	Yet to Receive	Mobilize %
1	Total Public Debt	54,700.00	36,609.85	18,090.15	66.93
1.1	Domestic Debt	33,000.00	29,114.07	3,885.93	88.22
1.2	External Debt	21,700.00	7,495.78	14,204.22	34.54

Table 9

**Repayment of Principal Amount of Government Securities in FY
For the month of Chaitra 2081 (Mid-April, 2025)**

(Amount in NPR Crore)

Months	Citizen Saving Bonds	Development Bonds	Treasury Bills	Foreign Employment Saving Bonds	Total
Shrawan	-	-	1,700.00	-	1,700.00
Bhadra	-		1,800.00		1,800.00
Ashwin	-		2,460.00		2,460.00
Kartik		814	500		1,314.00
Mangsir		800.00	4,650.00		5,450.00
Poush	-	-	-	0.19	0.19
Magh				0.23	0.23
Fagun			723.32		723.32
Chaitra		3,000.00	562.05		3,562.05
Baisakh					-
Jestha					-
Asadh					-
Total	-	4,614.00	12,395.37	0.42	17,009.79

Table 10
Government Securities New Issued in FY 2081/82
For the month of Chaitra 2081 (Mid-April, 2025)

(Amount in NPR Crore)

S.No.	Securities	Issue Date	Payment Date	Interest/Discount Rate	Issued Amount
1. Treasury Bills					
1	91 Days(NPTB09101734)	4/15/2081	7/20/2081	2.9500	500.00
2	364 Days (NPTB36411732)	4/29/2081	4/28/2082	3.0423	500.00
3	182 Days (NPTB18210442)	5/18/2081	11/20/2081	2.9923	500.00
4	28 Days (NPTB02800387)	5/25/2081	6/22/2081	2.9590	500.00
5	NPTB09101740- 91 Days	6/8/2081	9/9/2081	2.9524	500.00
6	NPTB18210444- 182 Days	6/15/2081	12/19/2081	2.996	500.00
7	NPTB02800389- 28 Days	6/21/2081	7/20/2081	2.996	500.00
8	NPTB02800390-28 Days	7/6/2081	8/4/2081	2.4904	500.00
9	NPTB36411739	7/27/2081	7/25/2082	2.9815	500.00
10	NPTB18210449	8/4/2081	2/6/2082	2.8856	500.00
11	NPTB36411740	8/18/2081	8/16/2082	2.9913	500.00
12	NPTB09101749	9/2/2081	12/5/2081	2.8246	500.00
13	NPTB09101753	10/8/2081	1/9/2082	2.8335	500.00
14	NPTB36411744	10/15/2081	10/13/2082	2.9852	500.00
15	NPTB18210456	11/6/2081	5/3/2082	2.9767	500.00
16	NPTB36411747	11/20/2081	11/19/2082	3.0033	500.00
Total:					8,000.00
2. Development Bonds					
1	NPDB11002092	4/17/2081	4/16/2092	5.28%	1,000.00
2	NPDB09012090	4/24/2081	4/23/2090	5.22%	1,000.00
3	NPDB06072087	4/31/2081	4/30/2087	5.04%	1,000.00
4	NPDB05142086	5/6/2081	5/5/2086	4.91%	1,000.00
5	NPDB03122084	5/13/2081	5/12/2084	4.39%	1,000.00
6	NPDB06082087	5/20/2081	5/19/2087	4.63%	1,000.00
7	NPDB03132084	5/27/2081	5/27/2084	3.95%	1,000.00
8	NPDB06092087	6/10/2081	6/9/2087	4.27%	1,000.00
9	NPDB09022090	7/8/2081	7/7/2090	4.34%	900.00
10	NPDB06102087	7/29/2081	7/28/2087	4.18%	1,000.00
11	NPDB03142084	8/13/2081	8/12/2084	3.79%	1,000.00
12	NPDB06112087	9/4/2081	9/3/2087	4%	1,000.00
13	NPDB09032090	10/3/2081	10/3/2090	5.49%	810.00
14	NPDB08052089	10/11/2081	10/11/2089	5.04%	1,000.00
15	NPDB10002091	10/18/2081	10/17/2091	5.05%	1,000.00
16	NPDB06122087	10/24/2081	10/23/2087	4.50%	1,000.00
17	NPDB11012092	11/1/2081	10/30/2092	5.34%	1,000.00
18	NPDB09042090	11/9/2081	11/8/2090	5.30%	1,000.00
19	NPDB08062089	11/22/2081	11/21/2089	5.04%	500.00
20	NPDB10012091	11/28/2081	11/27/2091	5.00%	500.00
21	NPDB11022092	12/7/2081	12/7/2092	5.00%	1,000.00
22	NPDB06132087	12/14/2081	12/14/2087	4.49%	1,000.00
Total:					20,710.00
3. Citizen Saving Bonds					
1	NPCB05012086	2081-09-16	2086-09-16	7.50%	200.00
2	NPCB05022086	2081-12-18	2086-12-18	7.00%	190.02
Total:					390.02
4. Foreign Employment Saving Bonds					
1	NPFB05012086	2081-09-16	2086-09-16	8.50%	5.42
2	NPFB05022086	2081-12-18	2086-12-18	8.50%	8.63
Total:					14.06

Grand Total:	29,114.07
---------------------	------------------

Table 11

Ownership Structure of Government Securities

For the month of Chaitra 2081 (Mid-April, 2025)

(Amount in NPR Crore)

S.N.	Ownership	Treasury Bills	Development Bonds	Citizen Saving Bonds	Foreign Employment Saving Bonds	Total	Share (in %)
1	NRB Secondary Market	226.75	1,648.40	390.64	0.65	2,266.44	1.75
2	Commercial Banks	31,062.61	76,259.75	-	-	107,322.37	82.68
3	Development Banks	520.58	8,535.92	-	-	9,056.50	6.98
4	Finance Companies	132.88	1,734.10	-	-	1,866.98	1.44
5	Microfinance	50.00	35.00	-	-	85.00	0.07
7	Insurance Companies	122.68	373.31	-	-	495.99	0.38
8	General Public Individuals	-		1,111.38	35.68	1,147.06	0.88
9	Market Makers			0.00	-	0.00	0.00
10	Others	3,858.36	3,704.21	-	-	7,562.57	5.83
Total		35,973.86	92,290.70	1,502.02	36.33	129,802.91	100.00

Table 12
Ownership of Treasury Bills (28, 91, 182 & 364 Days)
 For the month of Chaitra 2081 (Mid-April, 2025)

(Amount in NPR Crore)

Days	Serial Number	Issue Date	Maturity Date	NRB Secondary Market	Commercial Banks	Development Banks	Finance Companies	Microfinance	Insurance Companies	Others *	Total Amount	Discount Rate
28	NPTB02800402	2081/12/12	2082/01/09		412.53	1.82	7.65		26.39	51.61	500.00	2.9995
28	NPTB02800403	2081/12/26	2082/01/23		299.63	4.47	5.40		26.03	164.47	500.00	2.9995
Total 28 Days					712.15	6.30	13.05	-	52.42	216.08	1,000.00	
91	NPTB09101753	2081/10/08	2082/01/09		1,070.49	43.00	19.25			416.26	1,549.00	2.8335
91	NPTB09101754	2081/10/15	2082/01/16		648.10	29.15	11.25			121.50	810.00	2.8680
91	NPTB09101755	2081/10/29	2082/01/30		657.75	20.00	2.25		7.57	112.43	800.00	2.8883
91	NPTB09101756	2081/11/20	2082/02/20		500.83	3.00	1.50			99.18	604.50	2.9216
91	NPTB09101757	2081/11/27	2082/02/27		717.00		5.50			127.50	850.00	2.9398
91	NPTB09101758	2081/12/05	2082/03/03		215.70		5.80		21.03	257.47	500.00	2.9699
91	NPTB09101759	2081/12/12	2082/03/10		762.79	31.38	12.65		17.67	124.71	949.20	2.9999
91	NPTB09101760	2081/12/19	2082/03/17	201.75	450.00		7.00			116.25	775.00	4.4898
91	NPTB09101761	2081/12/26	2082/03/24		358.12	16.78	5.10		24.00	396.00	800.00	2.9999
Total 91 Days					201.75	5,380.77	143.31	70.30	-	70.26	1,771.31	7,637.70
182	NPTB18210445	2081/07/06	2082/01/09		510.00					90.00	600.00	2.9799
182	NPTB18210446	2081/07/13	2082/01/16		1,283.00	12.00	5.00			-	1,300.00	2.9501
182	NPTB18210447	2081/07/20	2082/01/23		760.00	5.00				135.00	900.00	2.9501
182	NPTB18210448	2081/07/27	2082/01/30		793.00	30.00	15.00			147.50	985.50	2.9400
182	NPTB18210449	2081/08/04	2082/02/06		360.77	10.00	4.23	50.00	-	75.00	500.00	2.9299
182	NPTB18210450	2081/08/18	2082/02/20		846.00	-	4.00	-	-	150.00	1,000.00	2.9600
182	NPTB18210451	2081/08/25	2082/02/27		676.00	4.00	-	-	-	120.00	800.00	2.9048
182	NPTB18210452	2081/09/02	2082/03/03							633.00	633.00	2.8599
182	NPTB18210453	2081/09/14	2082/03/17		425.00					75.00	500.00	2.8194
182	NPTB18210454	2081/10/15	2082/04/14		475.00					25.00	500.00	2.9091
182	NPTB18210455	2081/10/29	2082/04/28		575.00					25.00	600.00	2.9336
182	NPTB18210456	2081/11/06	2082/05/03		425.00					75.00	500.00	2.9767
182	NPTB18210457	2081/11/20	2082/05/17		500.00					-	500.00	2.9915
182	NPTB18210458	2081/12/05	2082/05/31		430.00						430.00	2.9990
182	NPTB18210459	2081/12/12	2082/03/10	25.00	475.00						500.00	2.9999
Total 182 Days					25.00	8,533.77	61.00	28.23	50.00	-	1,550.50	10,248.50
364	1718 ka	2080/01/04	2082/01/02		690.00	10.00	-	-	-	-	700.00	3.3474
364	1719ka	2081/01/11	2082/01/09		395.00	5.00	-	-	-	-	400.00	3.2327
364	1720 ka	2081/01/18	2082/01/16		181.96	18.04	-	-	-	-	200.00	3.2359
364	NPTB01011721	2081/01/25	2082/01/23	-	603.00	5.00	-	-	-	-	608.00	3.2176
364	NPTB36411722	2081/02/01	2082/01/30	-	174.00	15.00	-	-	-	-	189.00	3.2027
364	NPTB36411723	2081/02/08	2082/02/07	-	735.00	15.00	-	-	-	-	750.00	3.2000
364	NPTB36411724	2081/02/16	2082/02/14	-	1,188.00	10.00	2.00	-	-	-	1,200.00	3.2017
364	NPTB36411725	2081/02/22	2082/02/21	-	671.00	10.00	2.00	-	-	-	683.00	3.2126
364	NPTB36411727	2081/03/04	2082/03/03	-	497.00	3.00	-	-	-	-	500.00	3.2122
364	NPTB36411728	2081/03/11	2082/03/10	-	498.27	-	1.73	-	-	-	500.00	3.1937
364	NPTB36411729	2081/03/18	2082/03/17	-	884.66	7.00	-	-	-	-	891.66	3.1925
364	NPTB36411730	2081/03/25	2082/03/24	-	846.86	10.14	3.00	-	-	-	860.00	3.1834
364	NPTB36411731	2081/04/15	2082/04/21	-	200.00			-	-	-	200.00	3.0500
364	NPTB36411732	2081/04/29	2082/04/28	-	490.00	10.00		-	-	-	500.00	3.0484
364	NPTB36411733	2081/05/05	2082/05/03	-	178.67	21.33		-	-	-	200.00	3.0318
364	NPTB36411734	2081/05/18	2082/05/17	-	198.00	2.00		-	-	-	200.00	3.0300
364	NPTB36411735	2081/06/02	2082/05/31	-	415.00	10.00	-	-	-	75.00	500.00	3.0500
364	NPTB36411736	2081/06/21	2082/06/21	-	278.00	20.00	2.00	-	-	-	300.00	3.0300
364	NPTB36411737	2081/07/06	2082/07/04	-	193.80		6.20			-	200.00	3.0000
364	NPTB36411738	2081/07/13	2082/07/11	-	154.42		1.58			-	156.00	2.9800
364	NPTB36411739	2081/07/27	2082/07/25	-	497.21		2.79			-	500.00	3.0000
364	NPTB36411740	2081/08/18	2082/08/16	-	425.00	-	-	-	-	75.00	500.00	3.0000
364	NPTB36411741	2081/08/25	2082/08/23	-	170.00	-	-	-	-	30.00	200.00	2.9600
364	NPTB36411742	2081/09/09	2082/09/08	-	170.00					30.00	200.00	2.9553
364	NPTB36411743	2081/09/14	2082/09/15	-	700.00					50.00	750.00	2.9487
364	NPTB36411744	2081/10/15	2082/10/13	-	1,100.00					-	1,100.00	2.8852
364	NPTB36411745	2081/10/22	2082/10/20	-	439.53					60.47	500.00	2.9744
364	NPTB36411746	2081/11/13	2082/11/12	-	700.00					-	700.00	2.9984
364	NPTB36411747	2081/11/20	2082/11/19	-	450.00	50.00				-	500.00	3.0030
364	NPTB36411748	2081/11/27	2082/11/26	-	480.00	20.00				-	500.00	3.0061
364	NPTB36411749	2081/12/05	2082/12/03	-	890.00	10.00				-	900.00	3.0300
364	NPTB36411750	2081/12/12	2082/12/10	-	476.55	23.45				-	500.00	3.0300
364	NPTB36411751	2081/12/26	2082/12/24	-	465.00	35.00				-	500.00	3.2800
Total 364 Days					-	16,435.92	309.97	21.30	-	-	320.47	17,087.66
Total					226.75	31,062.61	520.58	132.88	50.00	122.68	3,858.36	35,973.86

Table-13
Ownership Structure of Development Bonds
 For the month of Chaitra 2081 (Mid-April, 2025)

(Amount in NPR Crore)

Bond Name	Issued date	Maturity date	Interest Rate	NRB Secondary Market	Commercial Banks	Development Banks	Finance Companies	Microfinance	Insurance Companies	Others *	Total
2082	072/03/11	082/03/11	2.99	769.78	162.87	0.31	9.00	-	33.05	25.00	1,000.00
2087	072/03/18	087/03/18	2.65	259.00	235.00	4.00	2.00	-	-	-	500.00
2083	072/12/19	083/12/19	4.44	34.57	1,201.81	21.89	3.00	-	21.70	17.02	1,300.00
2085	073/01/05	085/01/05	4.74	80.50	1,154.32	14.70	2.00	-	39.66	8.81	1,300.00
2086	073/01/10	086/01/10	4.94	-	1,236.00	4.00	10.00	-	50.00	-	1,300.00
2088	073/01/17	088/01/17	4.94	-	1,050.52	0.48	7.00	-	42.00	-	1,100.00
2086ka	073/12/16	086/12/16	3.84	189.55	294.00	15.00	1.45	-	-	-	500.00
2083ka	074/01/20	083/01/20	3.99	225.00	470.60	2.00	2.35	-	0.05	-	700.00
2089	074/03/07	089/03/07	4.99	-	584.00	10.00	6.00	-	-	-	600.00
2084 ka	074/04/27	084/04/27	3.83	40.00	460.00	-	-	-	-	-	500.00
2086 kha	074/04/32	086/04/32	4.32	50.00	450.00	-	-	-	-	-	500.00
2089 ka	074/05/23	089/05/23	4.99	-	460.50	31.00	8.50	-	-	-	500.00
2088 ka	074/05/26	088/05/26	4.99	-	460.67	35.33	4.00	-	-	-	500.00
2087 ka	074/05/28	087/05/28	5.12	-	443.90	55.00	1.00	-	0.10	-	500.00
2085 ka	074/05/30	085/05/30	5.18	-	472.75	25.50	1.75	-	-	-	500.00
2084 kha	074/06/02	084/06/02	5.15	-	445.08	44.94	6.99	-	3.00	-	500.00
2082 ka	074/07/13	082/07/13	6.00	-	856.17	21.83	6.00	-	2.00	-	886.00
2082 Kha	074/07/24	082/07/24	6.20	-	479.00	20.00	-	-	1.00	-	500.00
2085 Kha	074/07/27	085/07/27	6.48	-	487.00	5.00	8.00	-	-	-	500.00
2083 kha	076/02/01	083/02/01	6.50	-	688.50	8.00	5.70	9.00	-	-	711.20
2085 ga	076/02/03	085/02/03	6.50	-	781.88	10.54	4.31	-	-	3.27	800.00
2086 ga	076/02/06	086/02/06	6.49	-	546.19	30.00	11.81	-	12.00	-	600.00
2087 kha	076/02/08	087/02/08	6.48	-	538.45	60.50	1.05	-	-	-	600.00
2089 kha	076/02/10	089/02/10	6.50	-	493.50	10.00	-	-	-	6.00	509.50
2090	076/02/13	090/02/13	6.50	-	646.00	8.00	3.00	-	16.00	1.00	674.00
2082 ga	076/02/15	082/02/15	6.33	-	756.50	30.00	11.50	-	-	2.00	800.00
2084 ga	076/03/30	084/03/30	5.99	-	1,047.56	38.44	4.00	10.00	-	-	1,100.00
2082gha	077/01/22	082/01/22	6.49	-	3,387.00	15.00	98.00	-	-	-	3,500.00
2086gha	077/06/12	086/06/12	4.77	-	1,516.50	226.00	212.50	-	-	45.00	2,000.00
2084gha	077/06/21	084/06/21	4.14	-	483.00	447.00	70.00	-	-	-	1,000.00
2087gha	077/07/20	087/07/20	4.14	-	1,515.47	379.53	95.00	-	-	10.00	2,000.00
2084Nga	077/10/14	084/10/14	3.88	-	470.80	434.20	95.00	-	-	-	1,000.00
2083Ga	077/10/21	083/10/21	3.90	-	501.60	405.40	93.00	-	-	-	1,000.00
2085Gha	077/11/12	085/11/12	4.00	-	873.87	41.44	84.70	-	-	-	1,000.00
2085Nga	077/11/19	085/11/19	4.12	-	803.92	101.09	75.00	-	-	20.00	1,000.00
2083Gha	078/02/13	083/02/13	4.79	-	1,124.17	334.83	41.00	-	-	-	1,500.00
2084 Cha	078/03/09	084/03/09	4.72	-	802.23	194.77	3.00	-	-	-	1,000.00
2083Nga	078/03/23	083/03/23	4.37	-	1,078.25	421.75	-	-	-	-	1,500.00

Table-13
Ownership Structure of Development Bonds
 For the month of Chaitra 2081 (Mid-April, 2025)

(Amount in NPR Crore)

Bond Name	Issued date	Maturity date	Interest Rate	NRB Secondary Market	Commercial Banks	Development Banks	Finance Companies	Microfinance	Insurance Companies	Others *	Total
2082 Nga	078/10/17	082/10/17	5.72	-	842.00	158.00	-	-	-	-	1,000.00
2082Cha	078/11/04	082/11/04	5.96	-	1,166.40	266.00	67.60	-	-	-	1,500.00
2083Cha	078/11/09	083/11/09	6.93	-	719.80	160.00	120.20	-	-	-	1,000.00
2083Chha	079/02/25	083/02/25	9.20	-	1,129.46	286.46	84.09	-	-	-	1,500.00
2084 Chha	079/03/08	084/03/08	9.19	-	939.24	400.00	160.76	-	-	-	1,500.00
2084 Ja	079/03/15	084/03/15	9.02	-	1,408.50	63.00	28.50	-	-	-	1,500.00
2085 Cha	079/03/22	085/03/22	8.49	-	493.50	-	1.50	-	5.00	-	500.00
2082 Chha	079/08/28	082/08/28	10.00	-	140.00	30.00	-	-	-	30.00	200.00
2083 Ja	079/09/06	083/09/06	10.93	-	380.50	69.00	5.00	-	30.50	15.00	500.00
2084 Jha	079/10/18	084/10/18	9.50	-	610.00	69.02	0.98	-	17.50	102.50	800.00
2084 Ya	079/10/25	083/10/25	8.98	-	573.00	22.00	-	-	6.56	98.43	700.00
2085 Chha	079/12/22	085/12/22	8.87	-	936.00	64.00	-	-	-	-	1,000.00
2084 Ta	080/01/08	084/01/08	8.90	-	1,858.38	105.63	6.00	-	30.00	-	2,000.00
2085 Ja	080/02/032	085/02/03	8.57	-	779.50	85.00	5.50	-	10.00	120.00	1,000.00
2085 Jha	080/02/19	085/02/19	8.00	-	869.13	130.88	-	-	-	-	1,000.00
2086 Nga	080/03/06	086/03/06	6.93	-	858.00	122.00	15.00	-	5.00	-	1,000.00
2086 Cha	080/03/22	086/03/22	6.35	-	955.00	45.00	-	-	-	-	1,000.00
2086 Chha	080/04/19	086/04/19	6.50	-	310.00	106.00	-	-	-	-	416.00
2088 Kha	080/04/29	088/04/29	7.00	-	470.00	215.00	5.00	-	-	-	690.00
2086 Ja	080/05/11	086/05/11	7.00	-	440.00	225.00	15.00	-	-	-	680.00
2086 Jha	080/05/25	086/05/25	7.00	-	703.40	291.60	5.00	-	-	-	1,000.00
2086 Ta	080/05/31	086/05/31	7.00	-	775.00	100.00	5.00	-	-	-	880.00
2086 Ya	080/06/01	086/06/01	7.00	-	470.00	90.00	-	-	-	-	560.00
2086 Thha	080/06/04	086/06/04	7.00	-	695.00	-	-	-	-	-	695.00
2085 Yan	080/06/07	085/06/07	7.00	-	950.00	50.00	-	-	-	-	1,000.00
2088 Ga	080/06/15	088/06/15	7.00	-	1,199.95	109.47	0.59	-	-	-	1,310.00
2088 Nga	080/06/19	088/06/19	7.00	-	959.05	33.61	0.54	-	6.80	-	1,000.00
2088 Gha	080/06/26	088/06/26	7.00	-	967.56	31.88	0.56	-	-	-	1,000.00
2088 Cha	080/08/20	088/08/20	6.00	-	587.88	84.45	27.67	-	-	-	700.00
2085 TA	080/09/06	085/09/06	5.56	-	657.00	40.00	3.00	-	-	-	700.00
2088 Chha	080/09/23	088/09/23	5.96	-	605.00	95.00	-	-	-	-	700.00
2085 Tha	080/10/12	085/10/12	5.84	-	935.00	65.00	-	-	-	-	1,000.00
2088 Ja	080/10/26	088/10/26	5.92	-	600.00	100.00	-	-	-	-	700.00
2088 Jha	080/11/30	088/11/30	5.74	-	667.00	123.00	10.00	-	-	-	800.00
2086 Da	080/12/09	086/12/09	5.48	-	719.00	50.00	-	-	-	-	769.00
NPDB2089GA08	081/01/20	089/01/20	5.39	-	456.00	40.00	4.00	-	-	-	500.00
NPDB2087 NGA06	081/02/07	087/02/07	5.17	-	887.00	113.00	-	-	-	-	1,000.00
NPDB06062087	081/02/17	087/02/15	5.08	-	836.00	45.00	19.00	-	-	-	900.00

Table-13
Ownership Structure of Development Bonds
For the month of Chaitra 2081 (Mid-April, 2025)

(Amount in NPR Crore)

Bond Name	Issued date	Maturity date	Interest Rate	NRB Secondary Market	Commercial Banks	Development Banks	Finance Companies	Microfinance	Insurance Companies	Others *	Total	
2089 GHA	081/03/11	089/03/11	5.17	-	833.00	67.00	-	-	-	-	900.00	
NPDB11002092	081/04/17	092/04/17	5.28		966.00	33.00	1.00			-	1,000.00	
NPDB09012090	081/04/24	090/04/24	5.22		726.48	249.52	14.00	10.00		-	1,000.00	
NPDB06072087	081/04/31	087/04/31	5.04		851.00	40.00	3.00	6.00		100.00	1,000.00	
NPDB05142086	081/05/06	086/05/05	4.91		800.00	100.00				100.00	1,000.00	
NPDB03122084	081/05/13	084/05/12	4.39		925.00					75.00	1,000.00	
NPDB06082087	081/05/20	087/05/19	4.63		853.00	35.00	12.00			100.00	1,000.00	
NPDB03132084	081/05/27	084/05/27	3.95		900.00					100.00	1,000.00	
NPDB06092087	081/06/10	087/06/9	4.27		985.00	5.00	10.00			0	1,000.00	
NPDB09022090	081/07/08	090/07/08	4.34		725.00	40.00				135.00	900.00	
NPDB06102087	081/07/29	087/07/29	4.18		712.60	25.00	1.00		11.40	250.00	1,000.00	
NPDB03142084	081/08/12	084/08/12	3.79		840.00	10.00			9.50	140.50	1,000.00	
NPDB06112087	081/09/03	087//09/03	4.00		850.00				9.78	140.22	1,000.00	
NPDB09032090	081/10/03	090/10/03	5.49		600.00	60.00			7.73	142.27	810.00	
NPDB08052089	081/10/11	089/10/11	5.04		805.00	45.00			1.97	148.03	1,000.00	
NPDB10002091	081/10/18	091/10/18	5.05		780.00	30.00	40.00			150.00	1,000.00	
NPDB06122087	081/10/23	087/10/23	4.50		533.10	24.14	10.00			432.76	1,000.00	
NPDB11012092	081/11/1	092/11/01	5.34		680.00	10.00	40.00			270.00	1,000.00	
NPDB09042090	081/11/09	090/11/09	5.30	-	668.00	39.60	5.00	-	-	287.40	1,000.00	
NPDB08062089	081/11/22	089/11/22	5.04	-	274.36	20.64	-	-	-	205.00	500.00	
NPDB10012091	081/11/28	091/11/28	5.00	-	335.42	39.58	-	-	-	125.00	500.00	
NPDB11022092	081/12/06	092/12/06	5.00		785.00	60.00	5.00			150.00	1,000.00	
NPDB06132087	081/12/13	087/12/13	4.49		824.00	11.00	15.00		0.99	149.01	1,000.00	
Total					1,648.40	76,259.75	8,535.92	1,734.10	35.00	373.31	3,704.21	92,290.70
Share (in percentage)					1.79	82.63	9.25	1.88	0.04	0.40	4.01	100.00

* Including Nepal Infrastructure Bank & Social Security Fund

Table 14

Ownership Structure of Citizen Saving Bonds

For the month of Chaitra 2081 (Mid-April, 2025)

(Amount in NPR Crore)

Citizen Saving Bonds	Issued Date	Maturity Date	Interest Rate	Public	NRB Secondary Market	Market Makers	Total
NPCB05002082	2077/03/29	2082/03/29	9.00	70.10	90.42		160.52
NPCB05012082	2077/11/25	2082/11/25	9.00	89.32	110.68		200.00
NPCB05002083	2078/03/06	2083/03/06	9.00	108.38	87.01		195.39
NPCB05012083	2078/12/30	2083/12/30	10.00	39.52	57.42	-	96.94
NPCB05002084	2079/03/14	2084/03/14	11.00	142.25	43.79	-	186.04
NPCB05012084	2079/12/06	2084/12/06	11.50	217.03	0.82	-	217.85
NPCB05002085	2080/02/30	2085/02/30	10.00	17.78	0.50	-	18.28
NPCB05002086	2081/03/19	2086/03/19	8.00	36.98	-	0.00	36.98
NPCB05012086	2081/09/16	2086/09/16	7.50	200.00	-	-	200.00
NPCB05022086	2081/12/18	2086/12/18	7.00	190.02	-	-	190.02
Total				1,111.38	390.64	0.00	1,502.02
Share (in Percentage)				73.99%	26.01%	0.00%	100.00%

Table 15

Ownership Structure of Foreign Employment Saving Bonds
For the month of Chaitra 2081 (Mid-April, 2025)

(Amount in NPR Crore)

FESB	Issued Date	Maturity Date	Interest Rate	Public	NRB Secondary Market	Market Maker	Total
NPFB05002082	2077/02/27	2082/02/27	10	0.18	-		0.18
NPFB05012082	2077/03/24	2082/03/24	10	3.12	-		3.12
NPFB05022082	2077/11/09	2082/11/09	10	1.48	0.05		1.53
NPFB05002083	2078/03/23	2083/03/23	10	3.39	0.60		3.99
NPFB05002084	2079/03/13	2084/03/14	12.5	5.67	-		5.67
NPFB05012084	2079/12/10	2084/12/10	12.5	2.24	-		2.24
NPFB05002085	2080/02/24	2085/02/24	11	0.40	-		0.40
NPFB05002086	2081/03/11	2086/03/11	9	5.16	-		5.16
NPFB05012086	2081/09/16	2086/09/16	8.5	5.42	-		5.42
NPFB05022086	2081/12/18	2086/12/18	8.5	8.63			8.63
Total				35.68	0.65	-	36.33
Share (in Percentage)				98.21%	1.79%		100.00%

Table 16
Repayment Schedule of Government Securities
For the month of Chaitra 2081 (Mid-April, 2025)

(Amount in NPR Crore)

Fiscal Year	Treasury Bills	Development Bonds	Citizen Saving Bonds	Foreign Employment Saving Bonds	Total	Share (in %)
2081/82	35,973.86	5,300.00	160.52	3.29	41,437.66	31.92
2082/83	-	9,997.20	395.39	5.52	10,398.11	8.01
2083/84	-	10,900.00	282.98	5.67	11,188.65	8.62
2084/85	-	12,100.00	236.13	2.64	12,338.77	9.51
2085/86	-	10,600.00	36.98	5.16	10,642.14	8.20
2086/87	-	12,000.00	390.02	14.05	12,404.07	9.56
2087/88	-	10,600.00	-	-	10,600.00	8.17
2088/89	-	9,909.50	-	-	9,909.50	7.63
2089/90	-	2,674.00	-	-	2,674.00	2.06
2090/91		3,710.00			3,710.00	2.86
2091/92		1,500.00			1,500.00	1.16
2092/93		3,000.00			3,000.00	2.31
Total	35,973.86	92,290.70	1,502.02	36.33	129,802.90	100.00